

People for Trees, Inc.

"Save a tree today, and we'll all breathe a little easier!"

Since 1997

(941)426-9752 (41-468-2486)


3597 Froude St., North Port, FL 34286

"got shade?"

www.peoplefortrees.com
treelady12001@yahoo.com



To Kill a Tree



- Leave a tree out where the sun and wind will dry out the roots or root ball.
- Do not water the tree after planting.



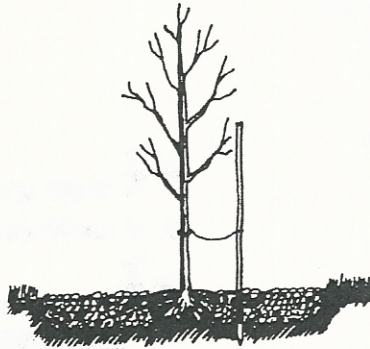
- Plant the tree in a saucer-like depression and a narrow hole, deeper than the original ground line it had in the nursery. Then watch it smother and drown!




- Pack the soil tightly around the roots.



To Save a Tree



- Prepare the site by digging or rototilling an area 12 inches deep and five times the diameter of the planting ball (less if this would damage roots of a nearby tree.)
- Gently remove wires, nylon cord, or plastic from the planting ball. Loosen pot-bound roots and cut any that circle severely.
- Place planting ball in the hole on top of firm soil.
- Plant at depth of original ground line it had at nursery.
- Backfill with native soil or spread soil amendments throughout the entire planting area.
- Water the soil to settle it instead of packing.
- Water an area beyond the root ball to encourage root spread.
- Stake loosely only if necessary, but no longer than one year.



Correct: Mulch is a tree's best friend, but it must be used correctly.



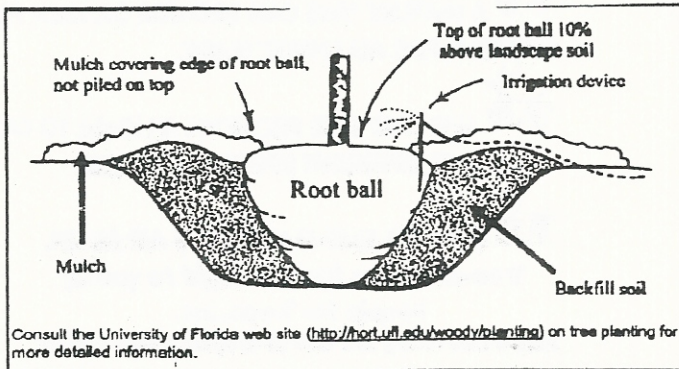
Incorrect: Mulch piled too deep or close around trunk may be hazardous to your tree.

However, when mulch is piled too deeply or directly against the trunk of the tree, it can be hazardous to the health of the tree. Deep mulch reduces the amount of air available for root aeration. Mulch piled against the trunk can encourage decay-causing fungi,

kill the phloem (the food-transporting tissue of the inner bark) through lack of oxygen exchange, and harbor burrowing animals that gnaw on bark.

Thanks for giving us the opportunity to remind readers to use mulch around their trees, especially their young trees but to do it right!

2 • TREE CITY USA BULLETIN No. 14 • National Arbor Day Foundation



Use Melaleuca Mulch!

What's a "melaleuca"? It's a tree that was introduced by the Army Corps of Engineers in the early 1920's and planted around the edges of the Everglades in order to "dry out the swamps"! This tree has since then become a pest because it proliferates at an enormous rate and competes with native vegetation. It's considered a hazardous tree because of its tendency to blow over during wind storms. Sarasota County prohibits the planting of it.

By using Melaleuca mulch, you will not only be helping to eliminate this pest of a tree, but you'll NOT be using cypress mulch. What's the problem with using cypress mulch? The bald cypress trees of Florida are being harvested at an alarming rate for the sole purpose of mulch. The enormous quantities of cypress mulch being produced are a threat to the very survival of this native tree.

Melaleuca mulch is a wonderful, fine mulch and a recent study has determined that of all the available mulch products, termites LEAST like melaleuca! So, for a truly insect-resistant mulch, USE MELALEUCA MULCH! Available at Englewood Landscape Supply (Rt. 776) and Florida Native Plant Nursery (Myakka Rd. Sarasota). For more information, contact "People for Trees, Inc." at 426-9752. or cell (941) 468-2486